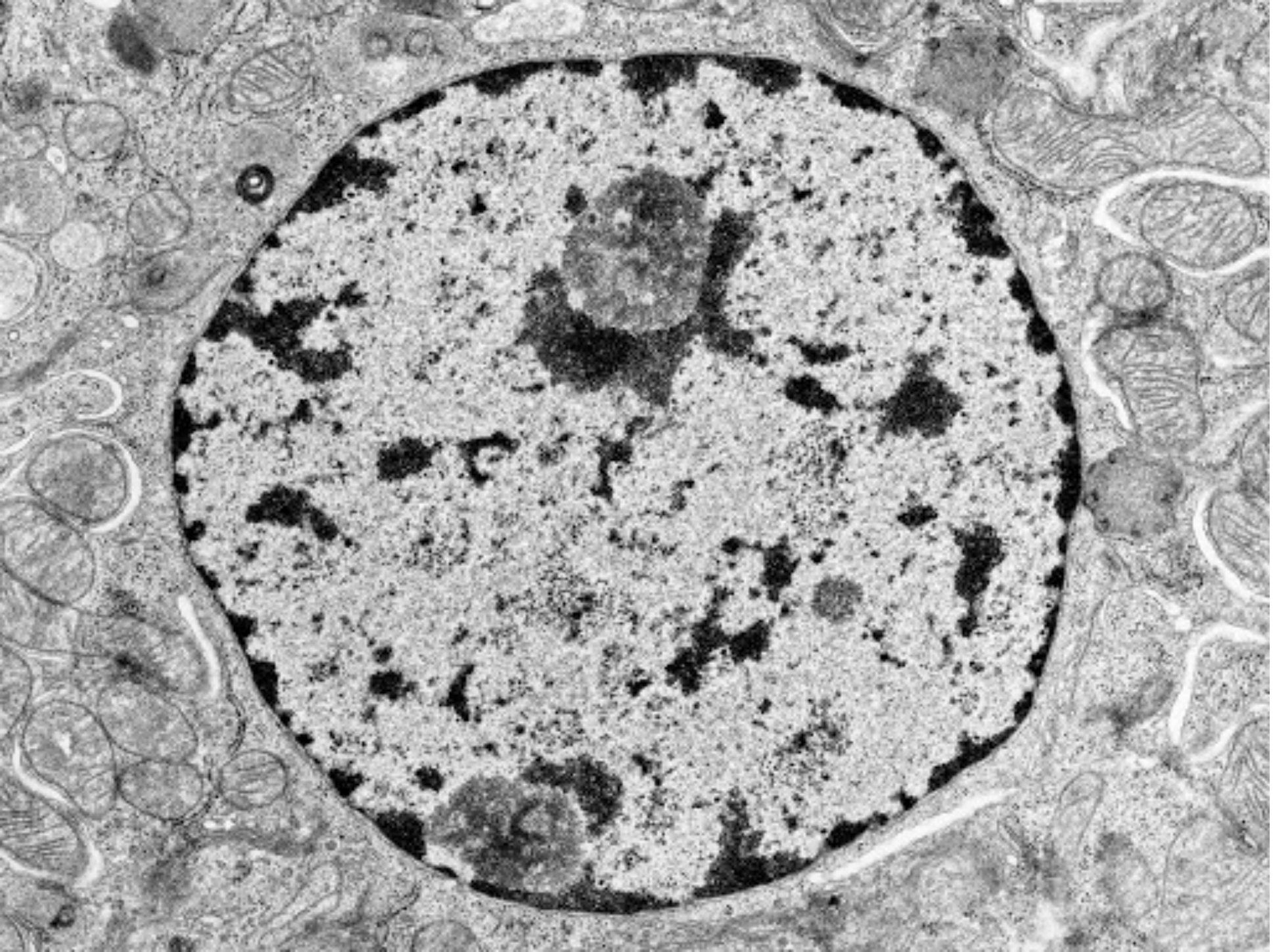

LECTURE 2
GENETIC **SYNTAX**

Heterochromatin/Euchromatin
A/B/Z DNA
Deoxyribose/ribose
Forward direction
3 Carbon/5 Carbon
Adenine, Thymine, Guanine, Cytosine
A, G - Double ring Purines
T, C, U - Single ring Pyrimidines
Phosphodiester bond
Hydrogen bond

Primary structure
Secondary structure
Tertiary structure
Dynamic structure

Transcription syntax
Promoter
RNA polymerase
Pribnow/TATA box - TATAAT
-35 sequence - TTGACA
Terminator
Rho dependent
Rut site/Rho protein
Rho independent/hairpin
Transcription factors
Operators
palindrome

Translation syntax
tRNA
Ribosome
RBS/Shine-Delgarno sequence - AGGAGG
Start codon
Stop codon
5’ UTR/3’ UTR
ORF

Benchling
Create DNA
Annotate promoter (-10/-35 sequences)
Analyze rho independent terminator (ARNold)
Annotate operator (ttgtgagcggataacaa)
Analyze RNA 5’ UTR structure (NUPACK)
Annotate 5’ UTR/3’ UTR
Locate RBS
Locate Start/stop codons
Locate ORF

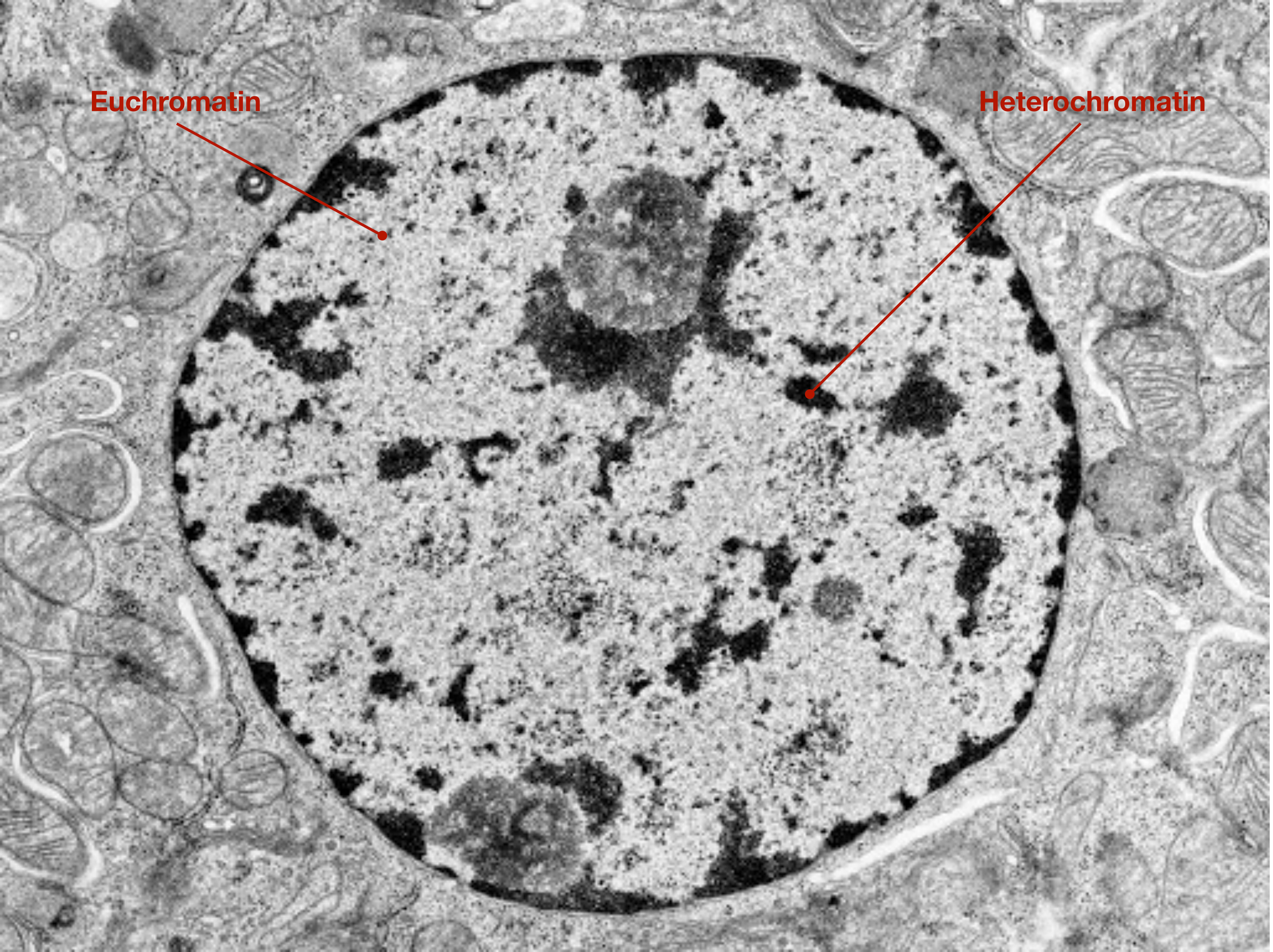

LECTURE 2

GENETIC **SYNTAX**

Heterochromatin/Euchromatin
A/B/Z DNA
Deoxyribose/ribose
Forward direction
3 Carbon/5 Carbon
Adenine, Thymine, Guanine, Cytosine
A, G - Double ring Purines
T, C, U - Single ring Pyrimidines
Phosphodiester bond
Hydrogen bond

Primary structure
Secondary structure
Tertiary structure
Dynamic structure

Transcription syntax
Promoter
RNA polymerase
Pribnow/TATA box - TATAAT
-35 sequence - TTGACA
Terminator
Rho dependent
Rut site/Rho protein
Rho independent/hairpin
Transcription factors
Operators
palindrome

Translation syntax
tRNA
Ribosome
RBS/Shine-Delgarno sequence - AGGAGG
Start codon
Stop codon
5’ UTR/3’ UTR
ORF

Benchling
Create DNA
Annotate promoter (-10/-35 sequences)
Analyze rho independent terminator (ARNold)
Annotate operator (ttgtgagcggataacaa)
Analyze RNA 5’ UTR structure (NUPACK)
Annotate 5’ UTR/3’ UTR
Locate RBS
Locate Start/stop codons
Locate ORF

LECTURE 2

GENETIC **SYNTAX**

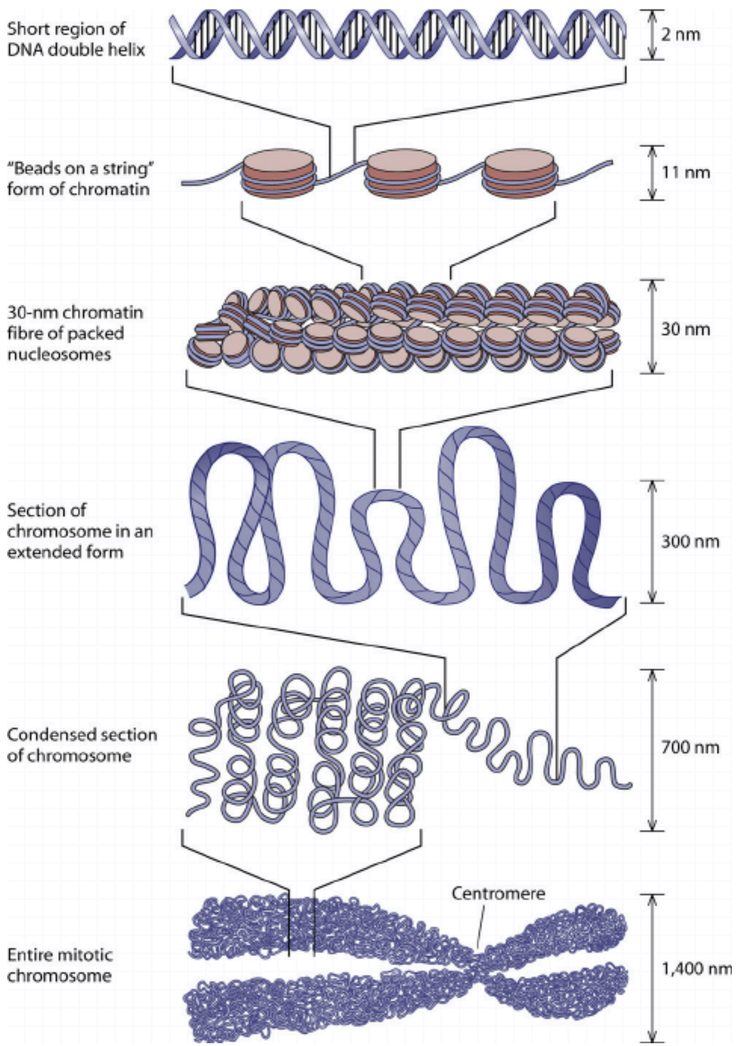

Heterochromatin/Euchromatin
A/B/Z DNA
Deoxyribose/ribose
Forward direction
3 Carbon/5 Carbon
Adenine, Thymine, Guanine, Cytosine
A, G - Double ring Purines
T, C, U - Single ring Pyrimidines
Phosphodiester bond
Hydrogen bond

Primary structure
Secondary structure
Tertiary structure
Dynamic structure

Transcription syntax
Promoter
RNA polymerase
Pribnow/TATA box - TATAAT
-35 sequence - TTGACA
Terminator
Rho dependent
Rut site/Rho protein
Rho independent/hairpin
Transcription factors
Operators
palindrome

Translation syntax
tRNA
Ribosome
RBS/Shine-Delgarno sequence - AGGAGG
Start codon
Stop codon
5' UTR/3' UTR
ORF

Benchling
Create DNA
Annotate promoter (-10/-35 sequences)
Analyze rho independent terminator (ARNold)
Annotate operator (ttgtgagcggataacaa)
Analyze RNA 5' UTR structure (NUPACK)
Annotate 5' UTR/3' UTR
Locate RBS
Locate Start/stop codons
Locate ORF

LECTURE 2

GENETIC **SYNTAX**

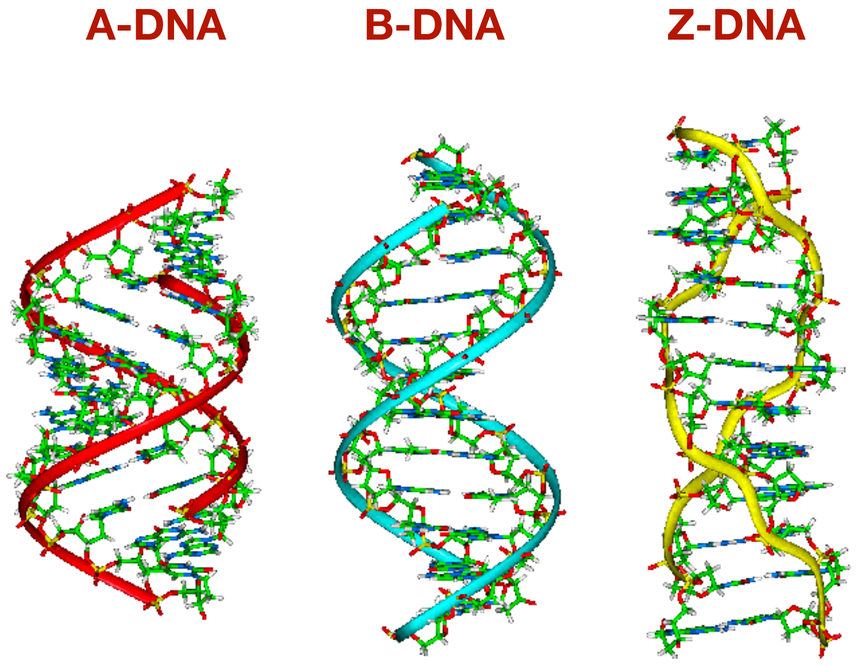

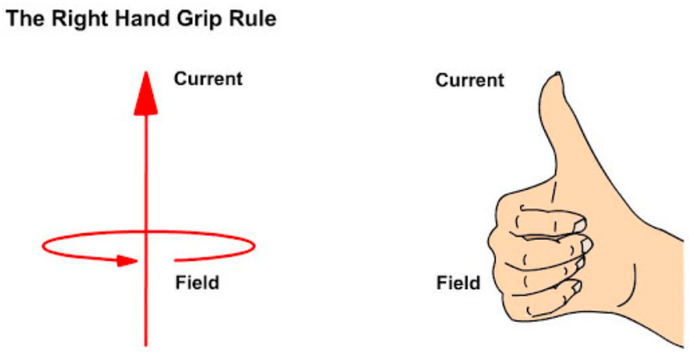

Heterochromatin/Euchromatin
A/B/Z DNA
Deoxyribose/ribose
Forward direction
3 Carbon/5 Carbon
Adenine, Thymine, Guanine, Cytosine
A, G - Double ring Purines
T, C, U - Single ring Pyrimidines
Phosphodiester bond
Hydrogen bond

Primary structure
Secondary structure
Tertiary structure
Dynamic structure

Transcription syntax
Promoter
RNA polymerase
Pribnow/TATA box - TATAAT
-35 sequence - TTGACA
Terminator
Rho dependent
Rut site/Rho protein
Rho independent/hairpin
Transcription factors
Operators
palindrome

Translation syntax
tRNA
Ribosome
RBS/Shine-Delgarno sequence - AGGAGG
Start codon
Stop codon
5’ UTR/3’ UTR
ORF

Benchling
Create DNA
Annotate promoter (-10/-35 sequences)
Analyze rho independent terminator (ARNold)
Annotate operator (ttgtgagcggataacaa)
Analyze RNA 5’ UTR structure (NUPACK)
Annotate 5’ UTR/3’ UTR
Locate RBS
Locate Start/stop codons
Locate ORF

LECTURE 2

GENETIC **SYNTAX**

Heterochromatin/Euchromatin
A/B/Z DNA
Deoxyribose/ribose
Forward direction
3 Carbon/5 Carbon
Adenine, Thymine, Guanine, Cytosine
A, G - Double ring Purines
T, C, U - Single ring Pyrimidines
Phosphodiester bond
Hydrogen bond

Primary structure
Secondary structure
Tertiary structure
Dynamic structure

Transcription syntax
Promoter
RNA polymerase
Pribnow/TATA box - TATAAT
-35 sequence - TTGACA
Terminator
Rho dependent
Rut site/Rho protein
Rho independent/hairpin
Transcription factors
Operators
palindrome

Translation syntax
tRNA
Ribosome
RBS/Shine-Delgarno sequence - AGGAGG
Start codon
Stop codon
5' UTR/3' UTR
ORF

Benchling
Create DNA
Annotate promoter (-10/-35 sequences)
Analyze rho independent terminator (ARNold)
Annotate operator (ttgtgagcggataacaa)
Analyze RNA 5' UTR structure (NUPACK)
Annotate 5' UTR/3' UTR
Locate RBS
Locate Start/stop codons
Locate ORF

Forward direction

coding strand

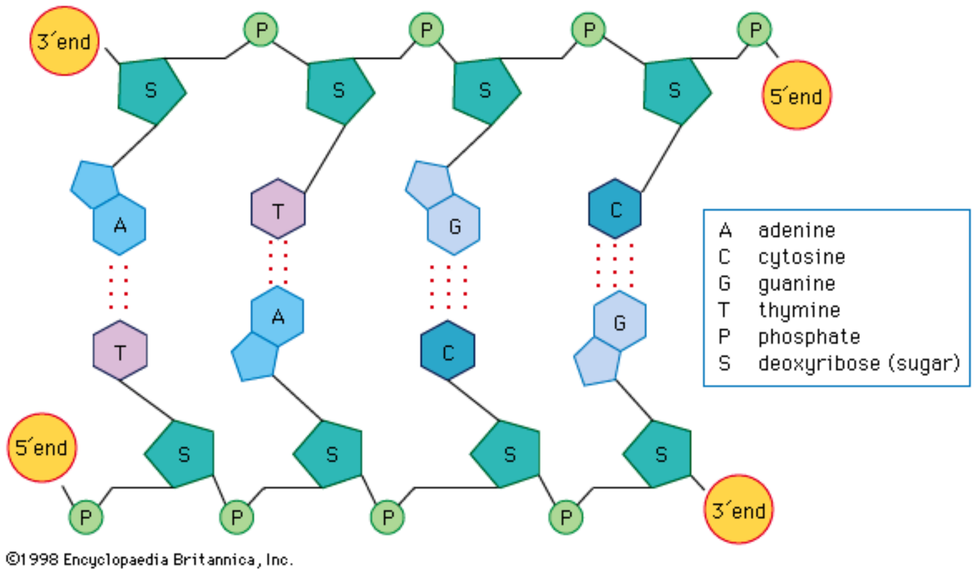

template strand

Forward direction

LECTURE 2

GENETIC **SYNTAX**

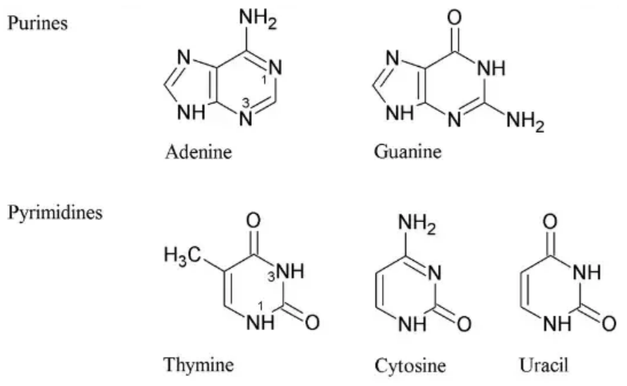

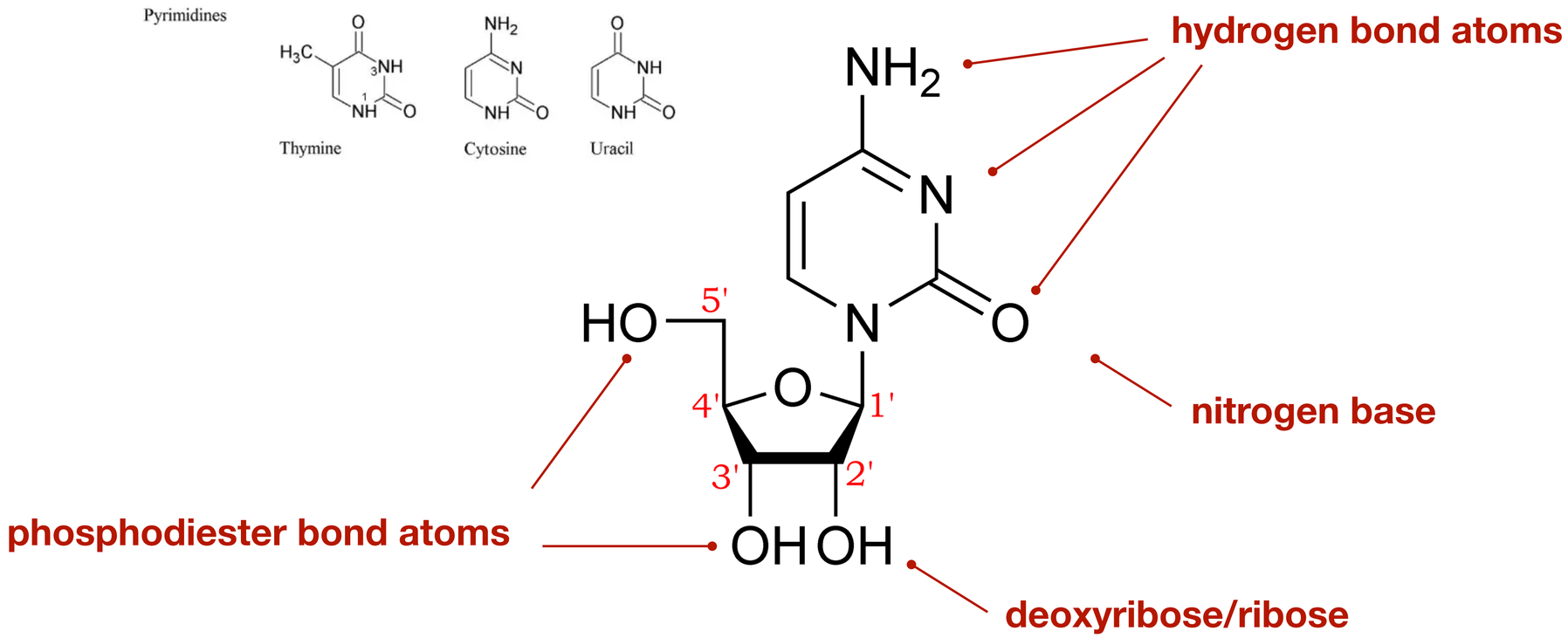

Heterochromatin/Euchromatin
A/B/Z DNA
Deoxyribose/ribose
Forward direction
3 Carbon/5 Carbon
Adenine, Thymine, Guanine, Cytosine
A, G - Double ring Purines
T, C, U - Single ring Pyrimidines
Phosphodiester bond
Hydrogen bond

Primary structure
Secondary structure
Tertiary structure
Dynamic structure

Transcription syntax
Promoter
RNA polymerase
Pribnow/TATA box - TATAAT
-35 sequence - TTGACA
Terminator
Rho dependent
Rut site/Rho protein
Rho independent/hairpin
Transcription factors
Operators
palindrome

Translation syntax
tRNA
Ribosome
RBS/Shine-Delgarno sequence - AGGAGG
Start codon
Stop codon
5’ UTR/3’ UTR
ORF

Benchling
Create DNA
Annotate promoter (-10/-35 sequences)
Analyze rho independent terminator (ARNold)
Annotate operator (ttgtgagcggataacaa)
Analyze RNA 5’ UTR structure (NUPACK)
Annotate 5’ UTR/3’ UTR
Locate RBS
Locate Start/stop codons
Locate ORF

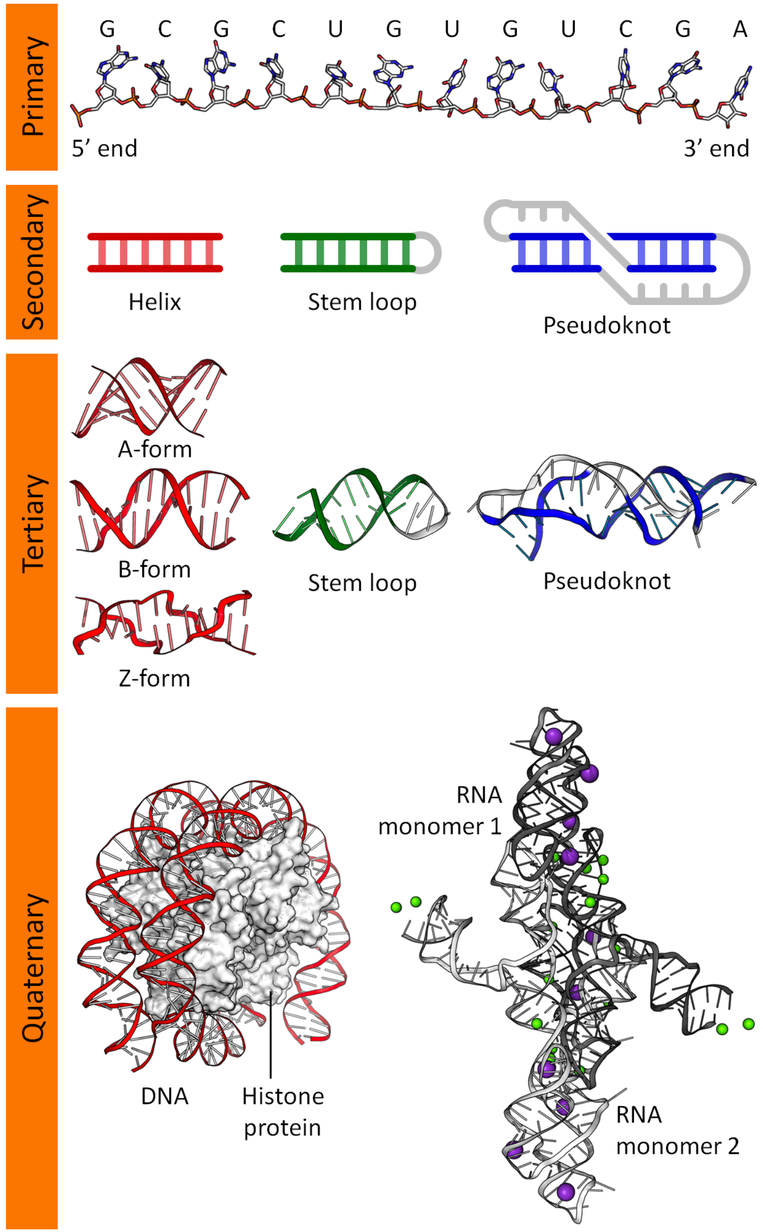

LECTURE 2

GENETIC **SYNTAX**

Heterochromatin/Euchromatin
A/B/Z DNA
Deoxyribose/ribose
Forward direction
3 Carbon/5 Carbon
Adenine, Thymine, Guanine, Cytosine
A, G - Double ring Purines
T, C, U - Single ring Pyrimidines
Phosphodiester bond
Hydrogen bond

Primary structure
Secondary structure
Tertiary structure
Dynamic structure

Transcription syntax
Promoter
RNA polymerase
Pribnow/TATA box - TATAAT
-35 sequence - TTGACA
Terminator
Rho dependent
Rut site/Rho protein
Rho independent/hairpin
Transcription factors
Operators
palindrome

Translation syntax
tRNA
Ribosome
RBS/Shine-Delgarno sequence - AGGAGG
Start codon
Stop codon
5' UTR/3' UTR
ORF

Benchling
Create DNA
Annotate promoter (-10/-35 sequences)
Analyze rho independent terminator (ARNold)
Annotate operator (ttgtgagcggataacaa)
Analyze RNA 5' UTR structure (NUPACK)
Annotate 5' UTR/3' UTR
Locate RBS
Locate Start/stop codons
Locate ORF

LECTURE 2

GENETIC **SYNTAX**

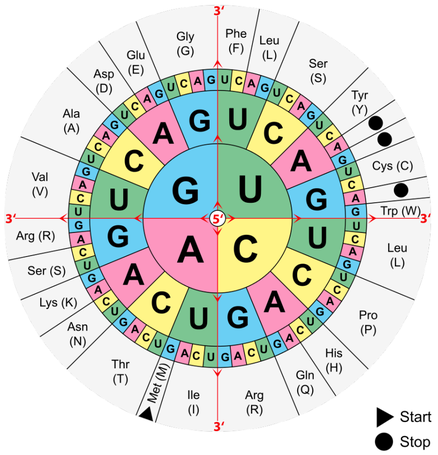

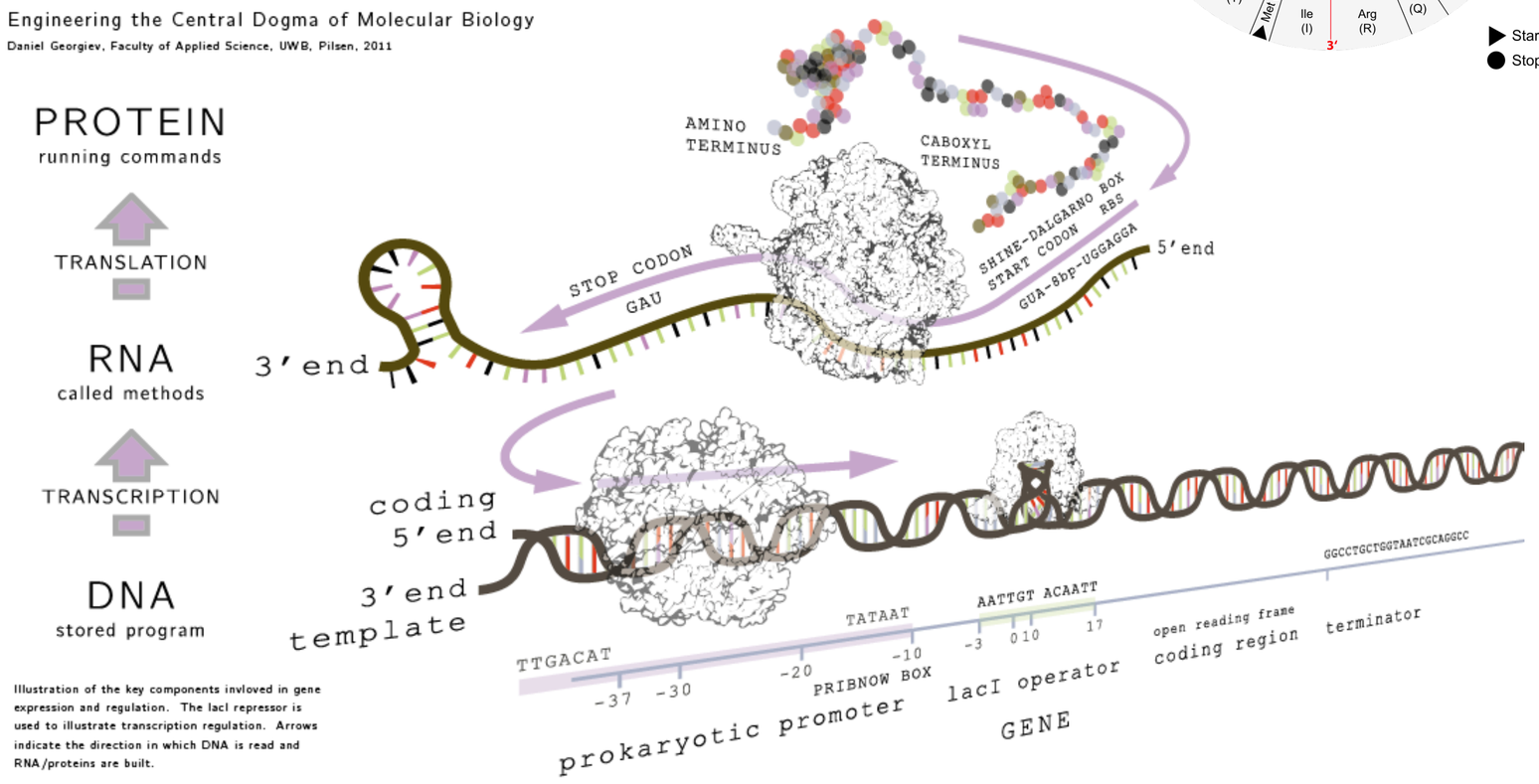

Illustration of the key components invloved in gene expression and regulation. The lacI repressor is used to illustrate transcription regulation. Arrows indicate the direction in which DNA is read and RNA/proteins are built.

Heterochromatin/Euchromatin
A/B/Z DNA
Deoxyribose/ribose
Forward direction
3 Carbon/5 Carbon
Adenine, Thymine, Guanine, Cytosine
A, G - Double ring Purines
T, C, U - Single ring Pyrimidines
Phosphodiester bond
Hydrogen bond

Primary structure
Secondary structure
Tertiary structure
Dynamic structure

Transcription syntax
Promoter
RNA polymerase
Pribnow/TATA box - TATAAT
-35 sequence - TTGACA
Terminator
Rho dependent
Rut site/Rho protein
Rho independent/hairpin
Transcription factors
Operators
palindrome

Translation syntax
tRNA
Ribosome
RBS/Shine-Delgarno sequence - AGGAGG
Start codon
Stop codon
5' UTR/3' UTR
ORF

Benchling
Create DNA
Annotate promoter (-10/-35 sequences)
Analyze rho independent terminator (ARNold)
Annotate operator (ttgtgagcggataacaa)
Analyze RNA 5' UTR structure (NUPACK)
Annotate 5' UTR/3' UTR
Locate RBS
Locate Start/stop codons
Locate ORF